

CL.1 eSET Touchfree Basin mixer without pop-up waste with temperature setting - Chrome

CL.1

ST 010 103 1705



- 160mm projection
 - fixed spout
 - rectangular spray pattern with 40 individual jets
 - height of mixer 204 mm
 - height up to aerator 190 mm
 - hole diameter 35 mm
 - 2x screw-in M 10 x 1 pressure hose, leak-tested
 - 1/2" connection
 - max. flow 4 l/min
 - lead-free
 - automatic hygiene flush
 - suitable for thermal disinfection
 - adjustable follow-up time
 - high-frequency sensors with self-calibration
 - magnetic valve
 - temperature setting via thermostat
 - 100-240 V AC / 12 V DC, 50-60 Hz, 18 W power supply unit, incl. country-specific adapter set
 - This product can help a building meet the requirements of Green Building Rating Systems, e.g. LEED®, BREEAM®, DGNB
- Cannot be combined with basins in conducting materials (e.g. steel, river stone).**
Cannot be combined with basins that have a closing drain.
ATTENTION: Separate terms and conditions for electronic articles are applicable.

Individual components of this set

You need the following components for this set



1x

42 765 970 90



1x

13 715 705-00



CL.1 eSET Touchfree Basin mixer without pop-up waste with temperature setting - Chrome

CL.1

ST 010 103 1705

CL.1 eSET Touchfree Basin mixer without pop-up waste with temperature setting - Chrome

CL.1

ST 010 103 1705



Fits: IMO, LULU, MADISON, MEM, TARA, CL.1, LISSÉ, VAIA, META, CYO

- automatic hygiene flush
 - suitable for thermal disinfection
 - adjustable follow-up time
 - high-frequency sensors with self-calibration
 - magnetic valve
 - temperature setting via thermostat
 - 100-240 V AC / 12 V DC, 50-60 Hz, 18 W power supply unit, incl. country-specific adapter set
- Cannot be combined with basins in conducting materials (e.g. steel, river stone).
Cannot be combined with basins that have a closing drain.**
- ATTENTION: Separate terms and conditions for electronic articles are applicable.**

Cannot be combined with basins in conducting materials (e.g. steel, river stone).

Cannot be combined with basins that have a closing drain.

ATTENTION: Separate terms and conditions for electronic articles are applicable.

Required miscellaneous



eSET Touchfree Basin mixer with temperature setting for combining with wall-mounted fittings - 35 741 970 90

- max. recess depth 125 mm
- min. recess depth 90 mm

Required miscellaneous



eSET Touchfree Basin mixer with temperature setting for combining with free-standing fittings - 35 740 970 90

Recommended miscellaneous

Extension for Touchfree 500 mm - 12 765 970 90



CL.1 eSET Touchfree Basin mixer without pop-up waste with temperature setting - Chrome

CL.1

ST 010 103 1705
mm [inches]



Certificates

LGA_29120.	WRAS_1906116.	IAPMO_EGS.	CE000001_eSet_Tou chfree_20171206_D E_signed.	CE000002_eSet_Tou chfree_20171206_E N_signed.
LGA_29119.				

ST 010 103 1705



Spare parts list

No.	Item Number	Name	Quantity used	Delivery time
1	90 10 01 177 00 90	electronic accessories	1	2
2	90 17 20 199 00 90	holder	1	2
3	90 23 01 124 00 90	sleeve	1	2
4	09 23 10 129 90	nut	1	2
5	04 30 50 079 00 90	valve	1	2
6	90 15 02 013 00 90	cartridge	1	2
7	04 10 01 246 00 90	electronic accessories	1	2
8	04 30 31 024 01 90	fixing set	1	2







CL.1 eSET Touchfree Basin mixer without pop-up waste with temperature setting - Chrome

CL.1

ST 010 103 1705



- 160mm projection
- fixed spout
- rectangular spray pattern with 40 individual jets
- height of mixer 204 mm
- height up to aerator 190 mm
- hole diameter 35 mm
- 2x screw-in M 10 x 1 pressure hose, leak-tested
- 1/2" connection
- max. flow 4 l/min
- lead-free
- This product can help a building meet the requirements of Green Building Rating Systems, e.g. LEED®, BREEAM®, DGNB

	Chrome	13 715 705-00
	Brushed Platinum	13 715 705-06
	Dark Chrome	13 715 705-19
	Brushed Champagne (22kt Gold)	13 715 705-46
	Champagne (22kt Gold)	13 715 705-47
	Brushed Dark Platinum	13 715 705-99

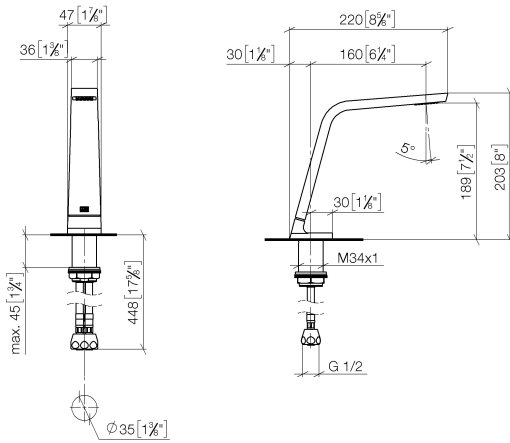


CL.1 eSET Touchfree Basin mixer without pop-up waste with temperature setting - Chrome

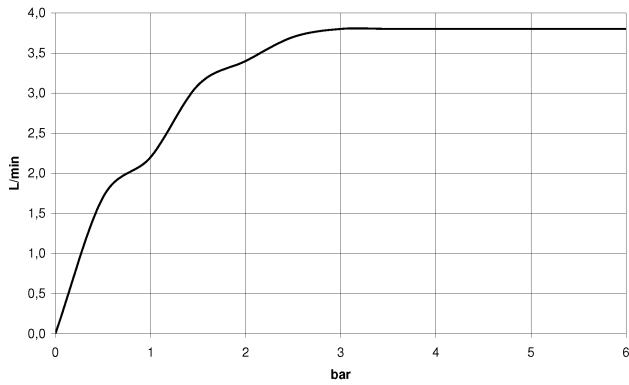
CL.1

ST 010 103 1705

ST 010 103 1705
mm [inches]

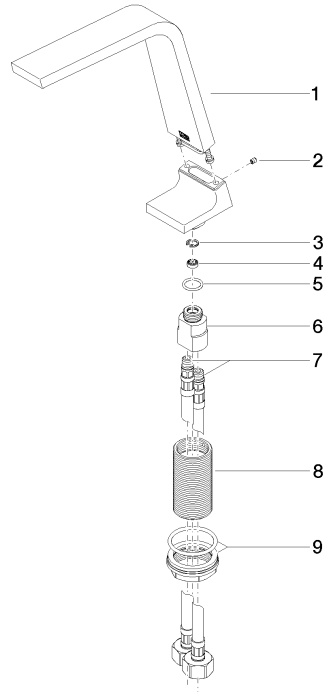


Flow rate chart



Certificates

GDV_0400279. LGA_28686. IAPMO_N-4976. IAPMO_8834 (1). IAPMO_4976 (6).
WRAS_1512011. IAPMO_6397.



Spare parts list

No.	Item Number	Name	Quantity used	Delivery time
1	90 11 70 003 00-00	spout	1	10
2	09 31 11 044 90	pin	1	2
3	09 16 01 016 90	ring	1	2
4	09 23 01 034 90	flow reducer	1	2
5	09 14 10 130 90	seal	1	2
6	09 11 10 055 10 90	connection	1	2
7	04 30 04 019 00 90	hose	2	2
8	09 30 01 208 90	connection	1	2
9	04 23 10 044 06 90	fixing set	1	2